

Research Tools: Corpus Text List and Concordance Line Information

The Corpus Text List tool is only available when connected to tPM Home Network. Concordance Line Information can be viewed for any concordance line from off-site networks too.

Corpus Text List

The Corpus Text List page allows you to view a list of texts for the currently selected corpus. This option is not available for all corpora. If it is available, the "Get Text List" button will be enabled.

The screenshot shows the Prime Machine V3.10 interface. The main window displays the 'Corpus Text List' tool for the 'Fiction Collection 12x7' corpus. The tool area includes a 'Get Text List' button and a table of text entries. The table has the following columns: Category, Text, No. of Words, and URL. The entries are as follows:

Category	Text	No. of Words	URL
Austen	Persuasion Chapter 1	3,077	Y
Austen	Persuasion Chapter 2	2,263	Y
Austen	Persuasion Chapter 3	3,436	Y
Austen	Persuasion Chapter 4	2,118	Y
Austen	Persuasion Chapter 5	3,916	Y
Austen	Persuasion Chapter 6	4,474	Y
Austen	Persuasion Chapter 7	4,053	Y
Austen	Persuasion Chapter 8	4,033	Y
Austen	Persuasion Chapter 9	3,336	Y
Austen	Persuasion Chapter 10	4,564	Y
Austen	Persuasion Chapter 11	3,466	Y
Austen	Persuasion Chapter 12	6,629	Y
Austen	Persuasion Chapter 13	3,193	Y
Austen	Persuasion Chapter 14	2,998	Y
Austen	Persuasion Chapter 15	3,289	Y
Austen	Persuasion Chapter 16	2,875	Y
Austen	Persuasion Chapter 17	4,073	Y

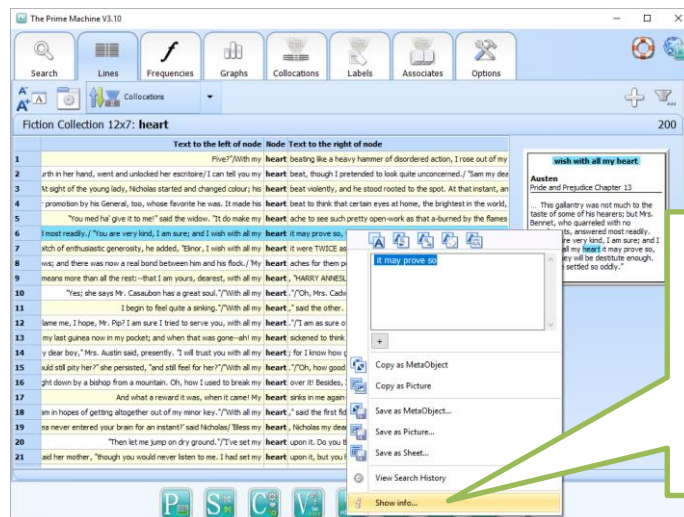
Callout boxes provide the following information:

- If the selected text has a website link, you can click this button to open the website in your default browser.
- The list includes the Major Text Category, the Text Name and the number of words (including punctuation).
- If you click the "Show Details" button, you will be able to see the beginning of each text as well as text level information.

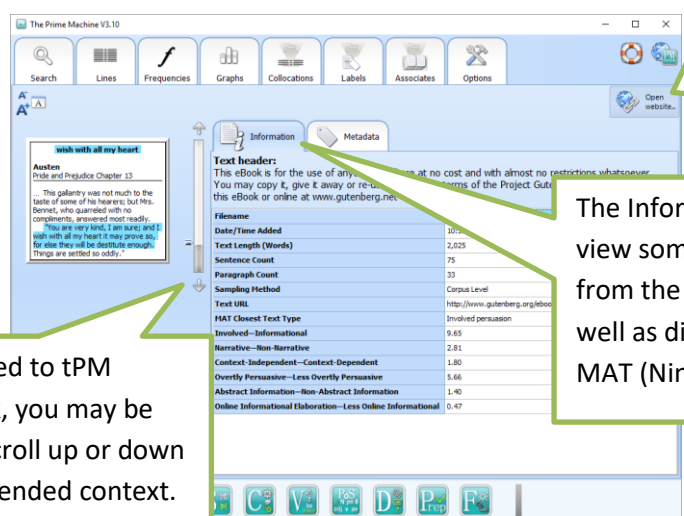
Clicking the "Show Details" button takes you to the same screen as is used for presenting additional information about a concordance line.

Concordance Line Information

To find out more information about a specific concordance line, right-click or double-click on a concordance line or concordance card and select "Show info..."



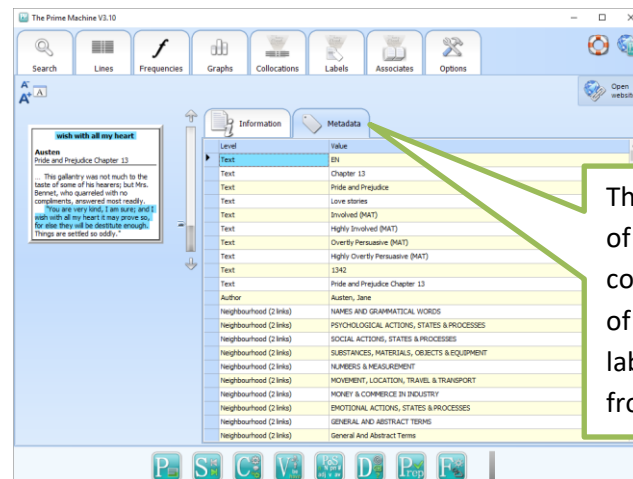
When you right-click or double-click on a concordance line or concordance card, you will see "Show info..." on the pop-up menu.



If the selected text has a website link, you can click this button to open the website in your default browser.

The Information page lets you view some of the information from the original text file, as well as dimension scores from MAT (Nini 2014).

When connected to tPM Home Network, you may be permitted to scroll up or down to view the extended context. This is not available for all corpora.



For further information about different kinds of Labels, see **tPM Help 004 Main Results Tabs**.

References

Nini, A. 2014. *Multidimensional Analysis Tagger 1.1 - Manual*. Retrieved from: <http://sites.google.com/site/multidimensionaltagger>.

Support

The Prime Machine is still undergoing development.

For further information see <http://help.theprimemachine.com>

Last Updated: Friday, April 13, 2018